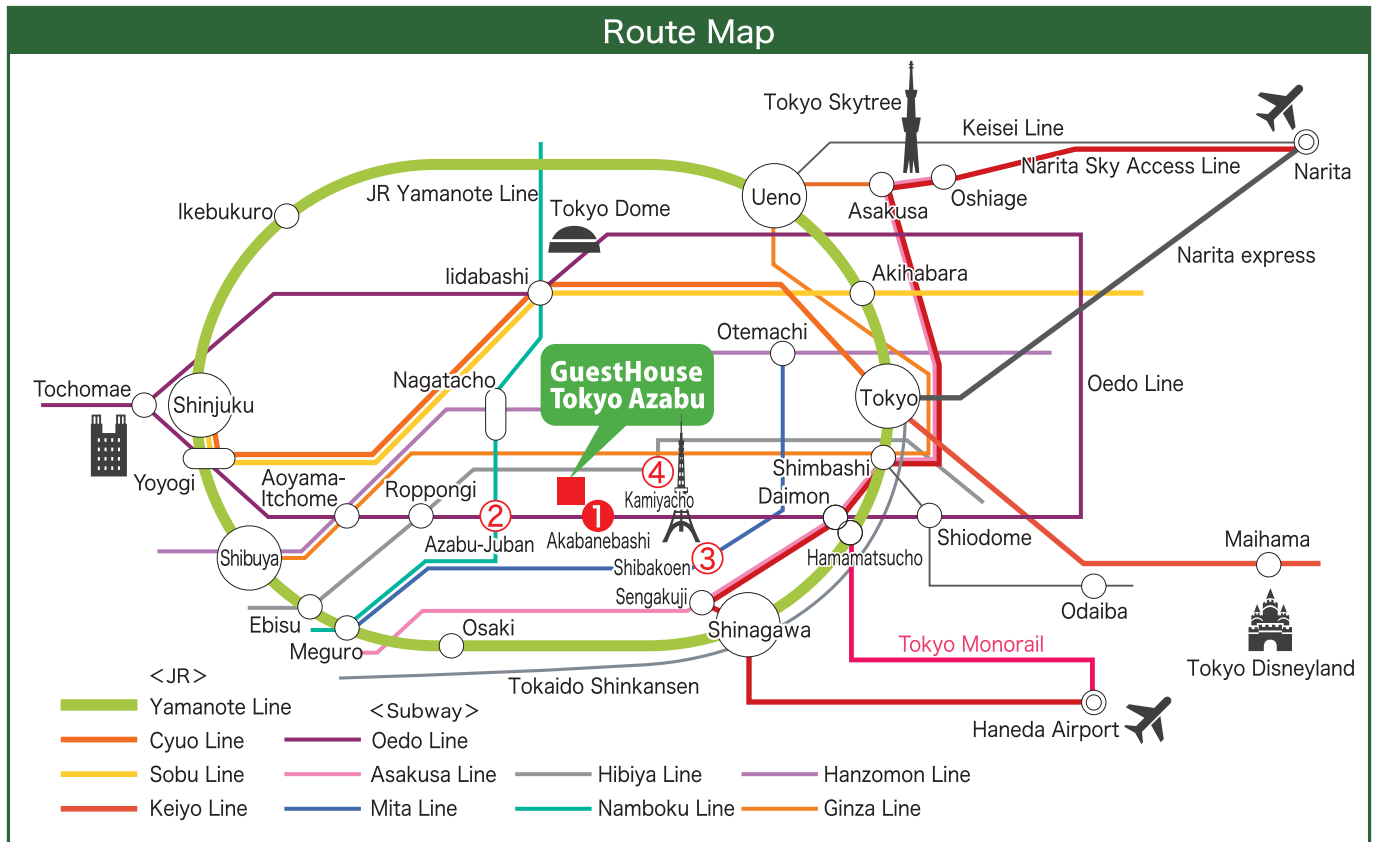


GUESTHOUSE-TOKYO AZABU

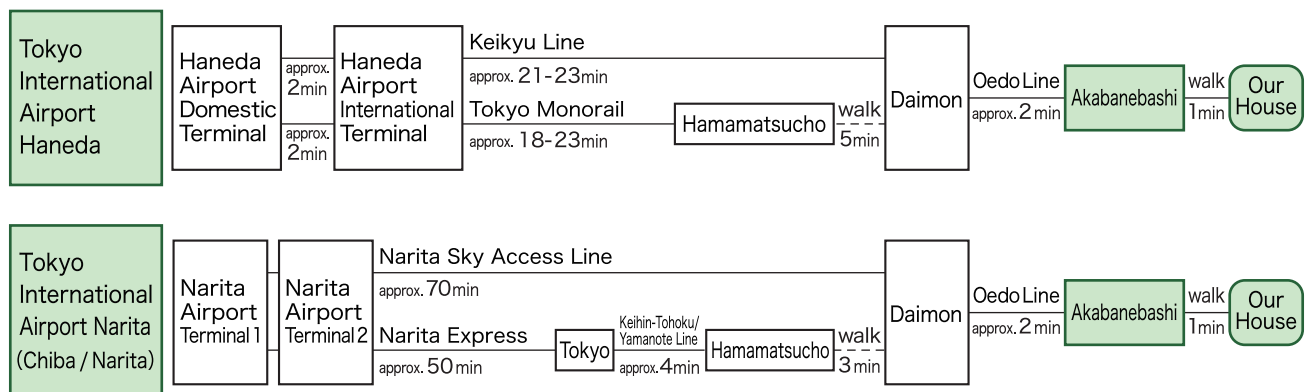
Access Guide

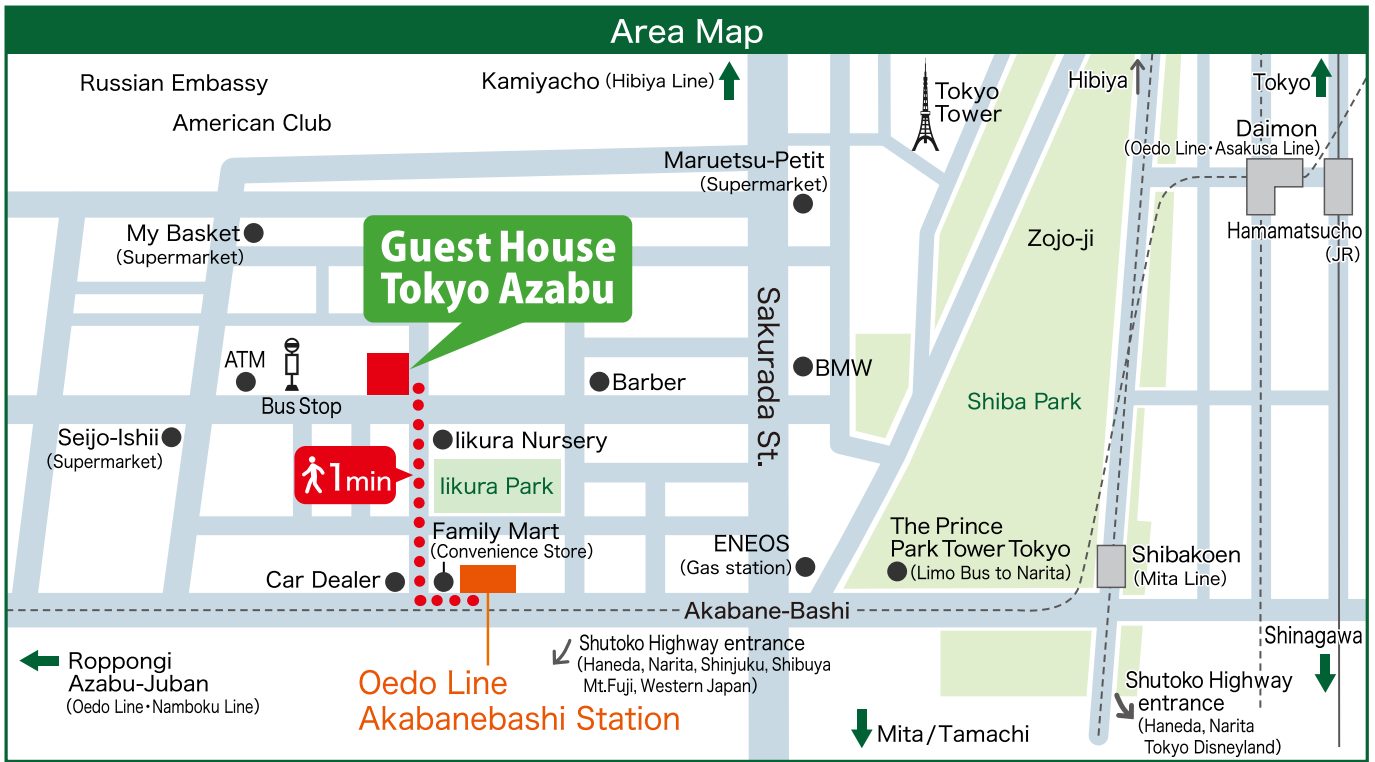


Access from the subway station of the neighborhood

- ① Akabanebashi Sta. (Oedo Line) ... **1 min.** walk
: ~Shinjuku — Yoyogi — Aoyama-itcho — Roppongi — Azabu-juban — ● — Daimon — Tsukijishijo — Ryogoku~
- ② Azabu-Juban Sta. (Oedo Line / Namboku Line) ... **7 min.** walk
: Meguro — Shirokanedai — ● — Tameike-Sanno — Yotsuya — Korakuen
- ③ Shibakoen Sta. (Mita Line) ... **8 min.** walk
: Meguro — Shirokanedai — Mita — ● — Hibiya — Otemachi — Jimbocho — Nishi-takashimadaira
- ④ Kamiyacho Sta. (Hibiya Line) ... **10 min.** walk
: Naka-meguro — Ebisu — Hiro-o — Roppongi — ● — Kasumigaseki — Ginza — Ueno — Kita-senju

Access from airports





Annex Higashi Azabu 5F 1-17-9 Higashiazabu, Minato-Ku, Tokyo
 東京都港区東麻布 1-17-9 アネックス東麻布

[Google Map >>](#)

◆ Access from Akabanebashi Station (Oedo Line)



1 After you go through the stationgate, Proceed to Right Direction and go to the Ground Floor with an Escalator or Elevator.

2 Turn Right at the corner of "Family Mart".

3 Proceed 2 blocks ahead (about 80m).

4 White Building with a "Bamboo Plants"

5 Use the entrance on the right.

◆ Access (train, subway) to the various places in Tokyo, neighborhood

